

NIMBY

WE ARE THE GOOD ONES



TECHNICAL RIDER

Chile

Duration : 90 minutes.

CONTACT

PAULA PAVEZ, PRODUCER

Email: paulipavezh@gmail.com

JOSE MANUEL AGUIRRE, TECHNICAL DIRECTOR

Email: elguilleaguirre@gmail.com

LAURÈNE LEMAITRE , SCENOGRAPHER

Email: LaureneLemaitre@gmail.com

WEBSITE : WWW.COLECTIVOZOOLOGICO.CL

Number of people that go on tour : 10

1. SCENERY. (Furniture and props)
2. SUPERTITLES
3. SOUND REQUIREMENTS
4. LIGHTING REQUIREMENTS
5. PROJECTIONS
6. WORKING SCHEDULE
7. FOTOS

STAGE DIMENSIONS

	MINIMUM	IDEAL
Width	10 M	14 M
Length	10 M	14 M
Height	4 M	8 M

SCENOGRAPHY DESCRIPTION

The scenography represents the meeting room of the “ecological community”, composed by:

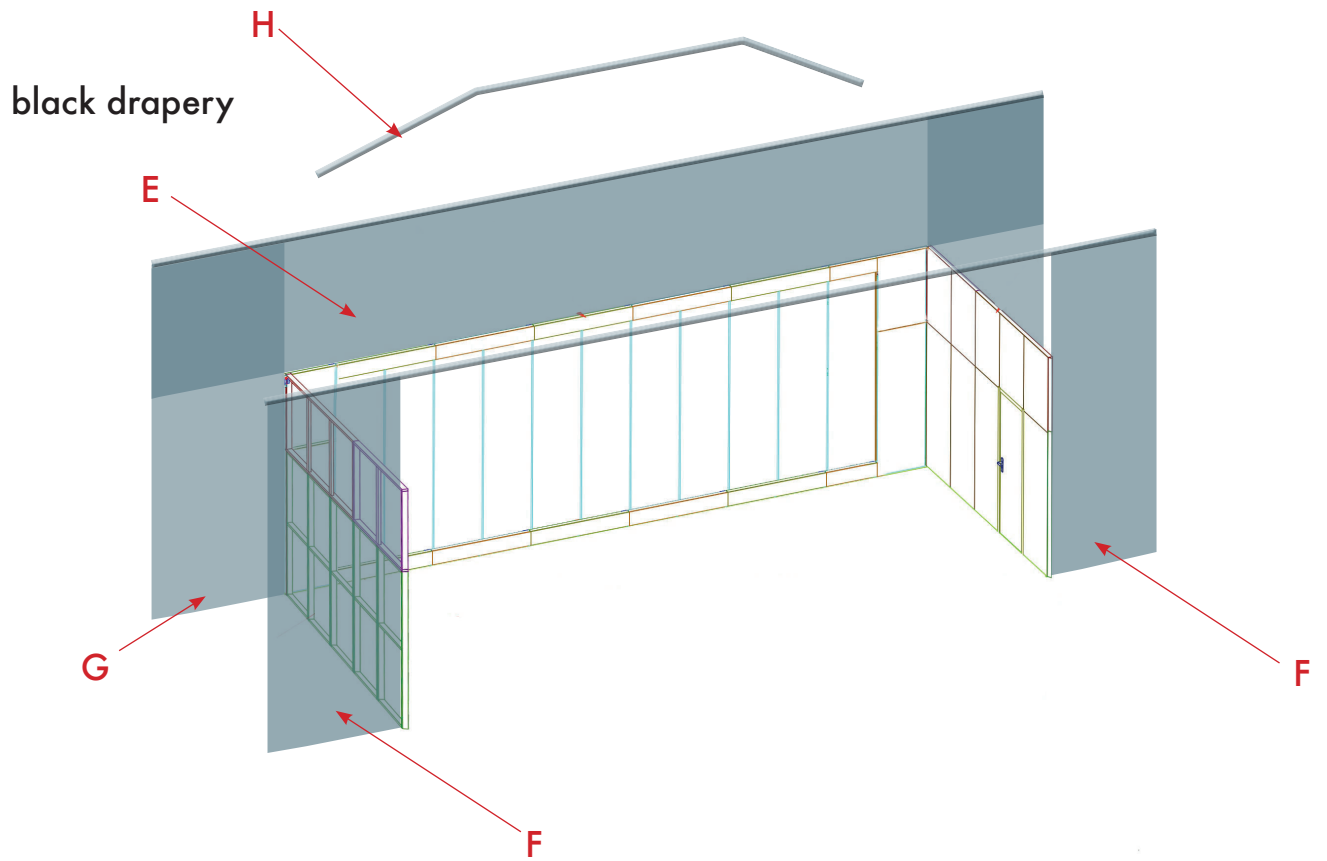
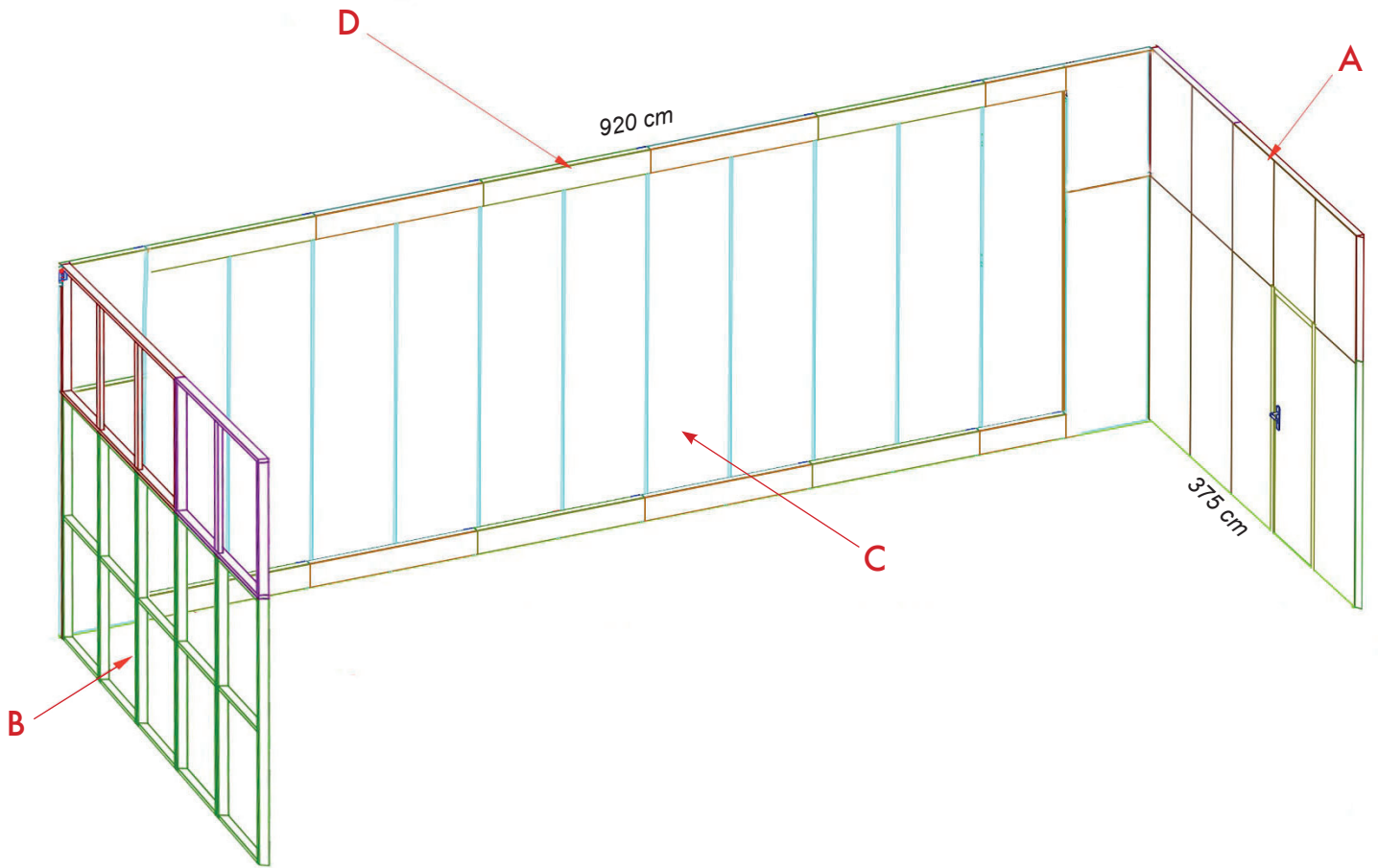
- 1 wall, 320cm height x 375cm width on its right side. (A)
- 1 wooden structure 320cm height x 375cm width on its left side. (B)
- 1 Gerriets retroprojection screen (C), 300cm height x 920 cm width, hunged as a back wall. The screen is divided in 11 pieces. It is hunged from an electromagnetic system (D). The screen falls down in the last scene of the play. The electromagnetic system is operated from the control room.
- 1 painted backdrop 775cm x 600cm with a reproduction of a Mauricio Rugendas canvas (H). (see photos)
- Inside the room there are:
 - 2 fancy classical dining room chairs
 - 1 desk chair with wheels
 - 1 rustic wooden table
 - 1 wooden rocking chair
 - 2 wooden bench
 - 2 artificial rocks
 - 1 table 60cm x 40cm. 100 cm height
 - 1 wooden stool

To mask the scenography the following black drapery is required:

- 1 black border situated above the screen. (E)
- 4 black legs. Two on the front (F) and two on the back (G) of the scenography.

The dimensions of the drapes may vary according to the size of the stage.

SCENOGRAPHY DETAILS



SCENOGRAPHY

1 canvas of a horse
170cm X 150cm



2 artificial rocks



1 rustic wooden table
100cm x 60cm



2 wooden bench



1 desk chair
with wheels



1 table 60cm x
40cm



2 fancy classical dining room chairs



1 painted backdrop



1 wooden rocking chair




PROPS

1 ashtray



1 bilingual dictionary
German/Spain



2 Glass Whisky Bottle.



2 Whisky glasses



1 Coffe Cup



1 Cuatro
(string musical instrument)



1 Clipboard



1 pink Travelling case



20 shot glasses



1 elegant tray
50cm x40cm



1 exit light



1 suitcase



1 shotgun



1 roadside shrine



SUPERTITLES

The play is spoken both in german and spanish. When a spanish word is pronounced, german supertitles are projected; when a german word is pronounced, spanish supertitles are projected.

The supertitles are projected into the wooden border where the retroprojection screen is hunged (D). The projector is situated over the audience.

When a third language is needed, english supertitles are added. This new line of supertitles are projected into the black border hunged over the retroprojection screen (E).

SOUND REQUIREMENTS

3 ways (L+R+C) audio system according to the venue proportions

5 channel mono and 1 channel stereo audio console

31 bands Stereo Graphic equalizer

1 shotgun microphone Mekse Mkct-409 or similar + table stand

3 dynamic microphone shure SM 58 or similar + stands

1 jack connector to connect an electric guitar with the audio console.

4 monitor loudspeakers, two on the back and two on the front.

The sound of the play is controled by one crew member from a Mac Book Pro. The organization must provide the connection with the console.

LIGHTS REQUIREMENTS

6 light booms

14 fresnell 1000w

14 profile 25/50

4 profile 26

3 profile 50

14 PAR 64 1000w

3 assymetrical halogen 1000w

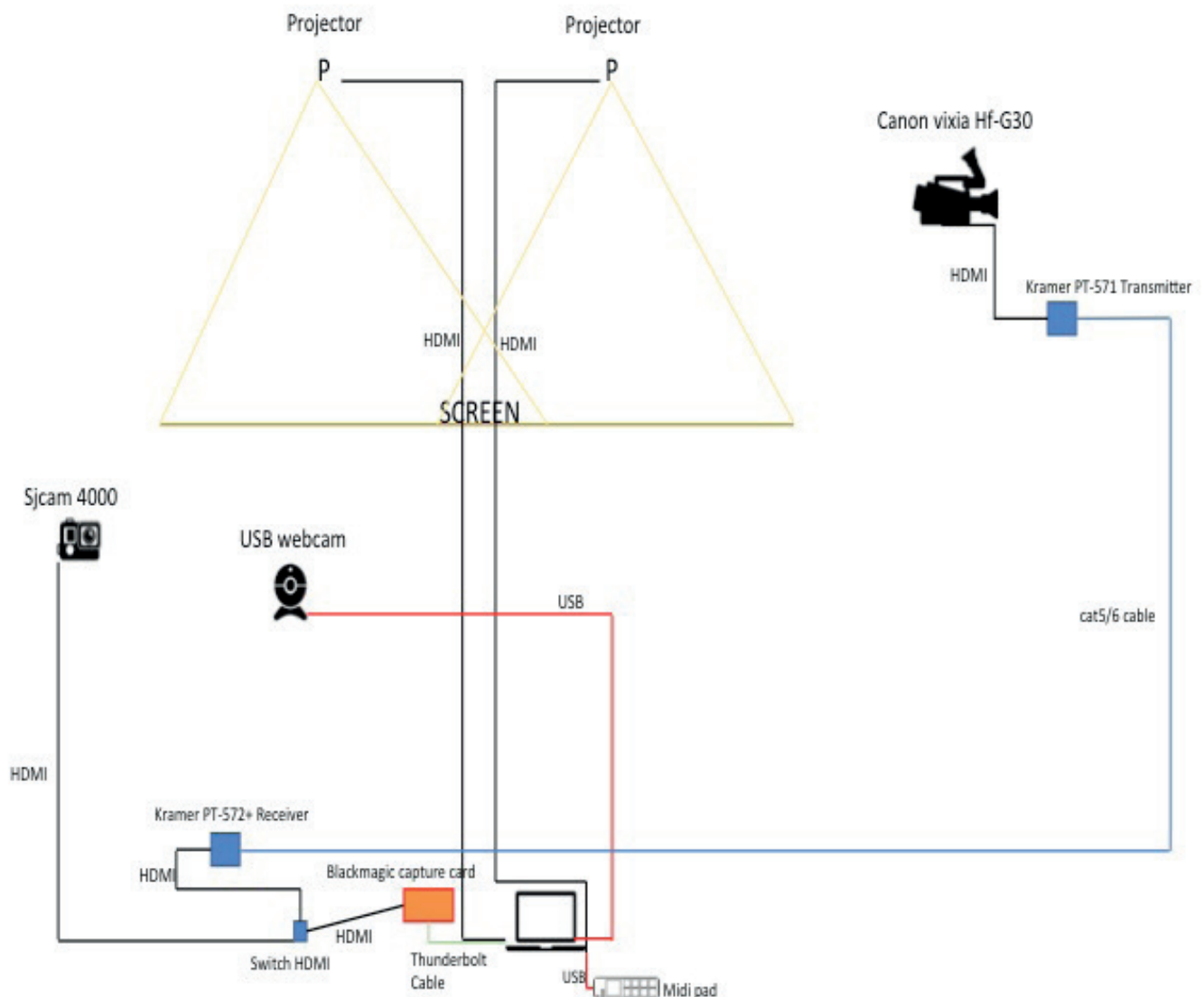
1 floor circuit

VIDEO

During the play, pre recorded images and live captured action are projected into a retroprojection screen.

The system uses:

- 1 personal computer MacBook Pro 15"
- 2 short distance VIEWSONIC projectors, 2700 LUMENS
- 2 projector brackets
- 1 camera CANON HF G30 + CABLE
- 1 camera SJCAM4000 USB + CABLE
- 1 camera USB LOGITECH 720P
- 1 GERRIETS retroprojection screen, 900cm X 300 cms
- 1 green backdrop for CHROMA, 3X6 MTS + Stand
- 1 electromagnetic system to hung the screen
- . 1 video projector for the supertitles.



WORKING SCHEDULE

The company members (eleven people) are in charge of the technical issues.

The organization must provide the presence of :

- 1 lighting technician
- 1 sound technician
- 1 video projection technician

DAY 1

- 09:00 TO 14:00** - Load In
 - Scenography set-up
 - Lights rigginig
 - Sound set-up
 - Video set-up
- 14:00 TO 15:00** - Lunch
- 15:00 TO 20:00** - Lights focusing
 - Recording of show to the venue console
 - Sound Check
 - Video Check

DAY 2

- 10:00 TO 14:00** - Technical rehearsal + corrections
- 14:00 TO 15:00** - Lunch
- 15:30 TO 17:30** - General rehearsal
- 17:30 TO 19:00** - technical corrections (if any)
- 19:00 TO 20:00** - Prepare stage for show
- 20:00 TO 21:40** - show
- 22:00 TO 23:00** - Strike out

